

Financial Results for 1Q2020

Investor Relations | April 28, 2020



Disclaimer

The financial information of this report is the sales performance based on the consolidated financial statement of K-IFRS.

The following earnings statement and the financial, business and other information contained herein are current only of the date hereof and readers are advised that changes in general macroeconomic, business, financial and other conditions may have occurred since such a date and our financial state and results of operations may have been substantially impacted as a result of such occurrences.

Certain information contained herein may be considered forward-looking in nature, which are based on certain conjectures and expectations of future events that are subject to risks and uncertainties, including comments on trends in the global economy and the duration of such trends, future development and investment plans including market strategies and business plans. We disclaim any responsibility or obligation to update or disseminate any revisions to any forward-looking statements contained in this document to reflect any changes in conjectures or circumstances.

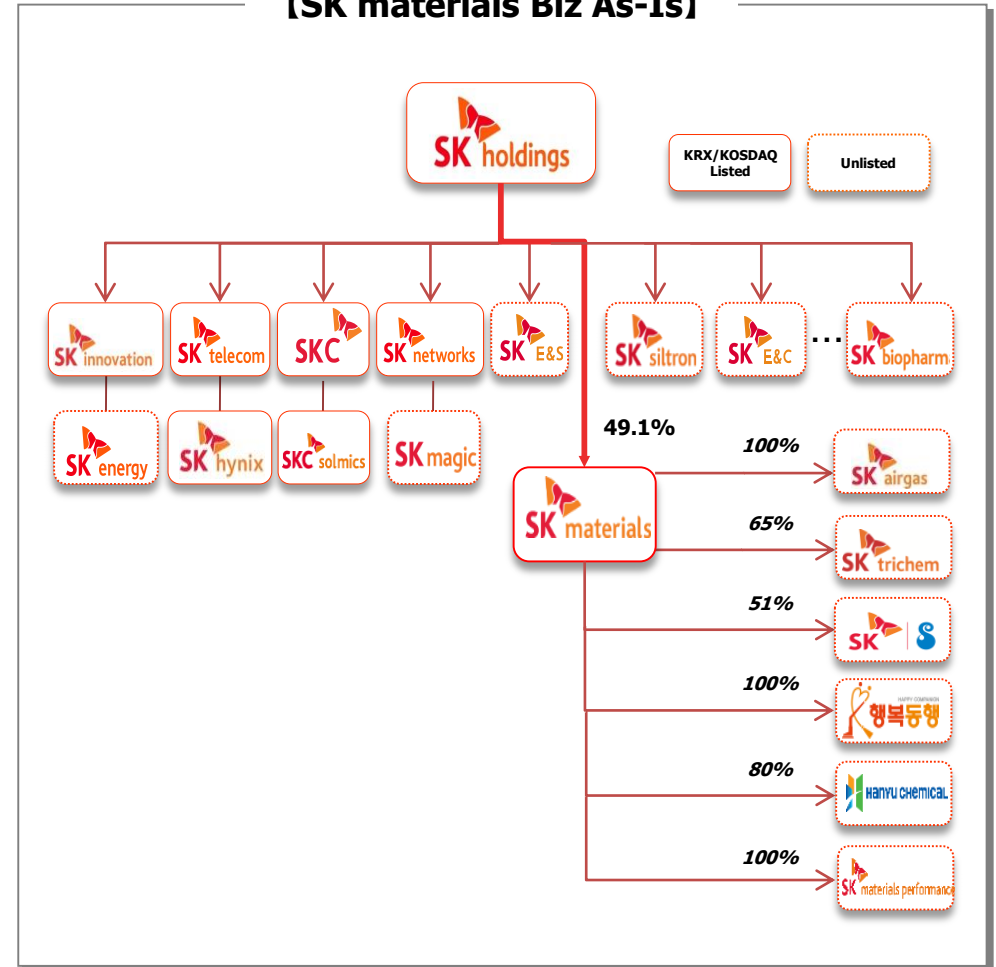
The financial information contained herein has not been audited. Readers are advised that the actual results may differ as a result of the audit of our financial results for the quarter ended March 31st, 2020.

1. Status of SK materials in SK

Expanded the business range as well as the successful establishment of the semiconductor material platform after incorporating it into SK Group in 2016

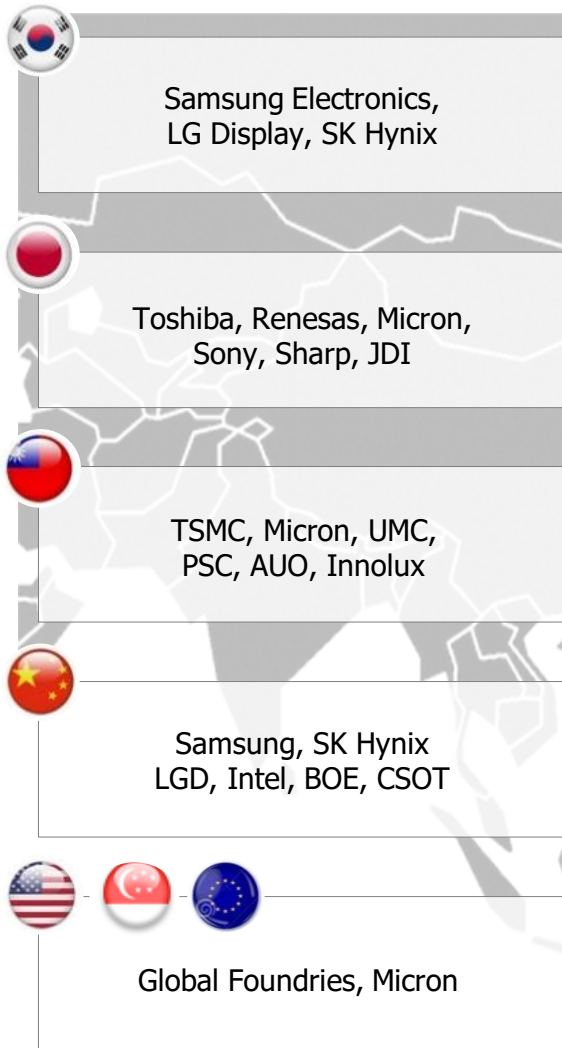
- '16
 - **Incorporated into SK Group (Change of the Company Name : SK materials)**
 - Specialty Gases of NF₃, WF₆, SiH₄, Si₂H₆, etc.
 - **Acquired SK Airgas (80%)**
 - Industry gas supply to industry complex in Ulsan and semiconductor fab on site
 - **Established SK trichem JV (Japan's Tri-Chemical)**
 - Precursor: Zr·Si·Ti·Hf type products
- '17
 - **Established the SK Showa Denko JV (Japan's Showadenko)**
 - CF-type Etching Gases of CH₃F, C₄F₆, etc.
- '18
 - **Acquired the remaining stocks (20%) of SK Airgas**
 - **Entered into the high-performance Wet Chemical biz**
 - Jointly developed HSP (High Selectivity Phosphoric Acid) with LTCAM
- '19
 - **Acquired Hanyu Chemical (80%)**
 - Supply of High-purity CO₂ for Semiconductor
- '20
 - **Acquired PR business of Kumho Petrochemical and established SK Materials Performance (100%)**
 - Photoresist material and its subsidiary materials

【SK materials Biz As-Is】



2. Key Clients and Network

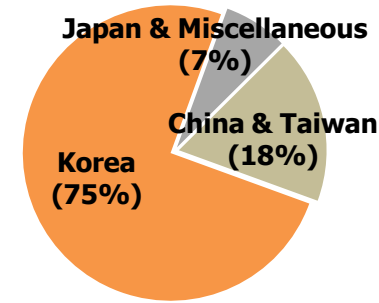
Key Customers



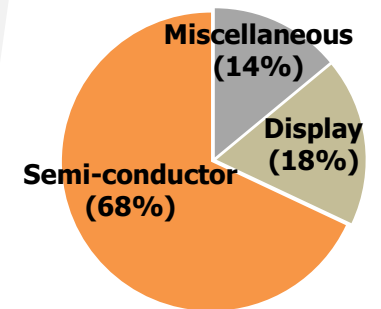
Global Network



Each region's share of revenue (2019)



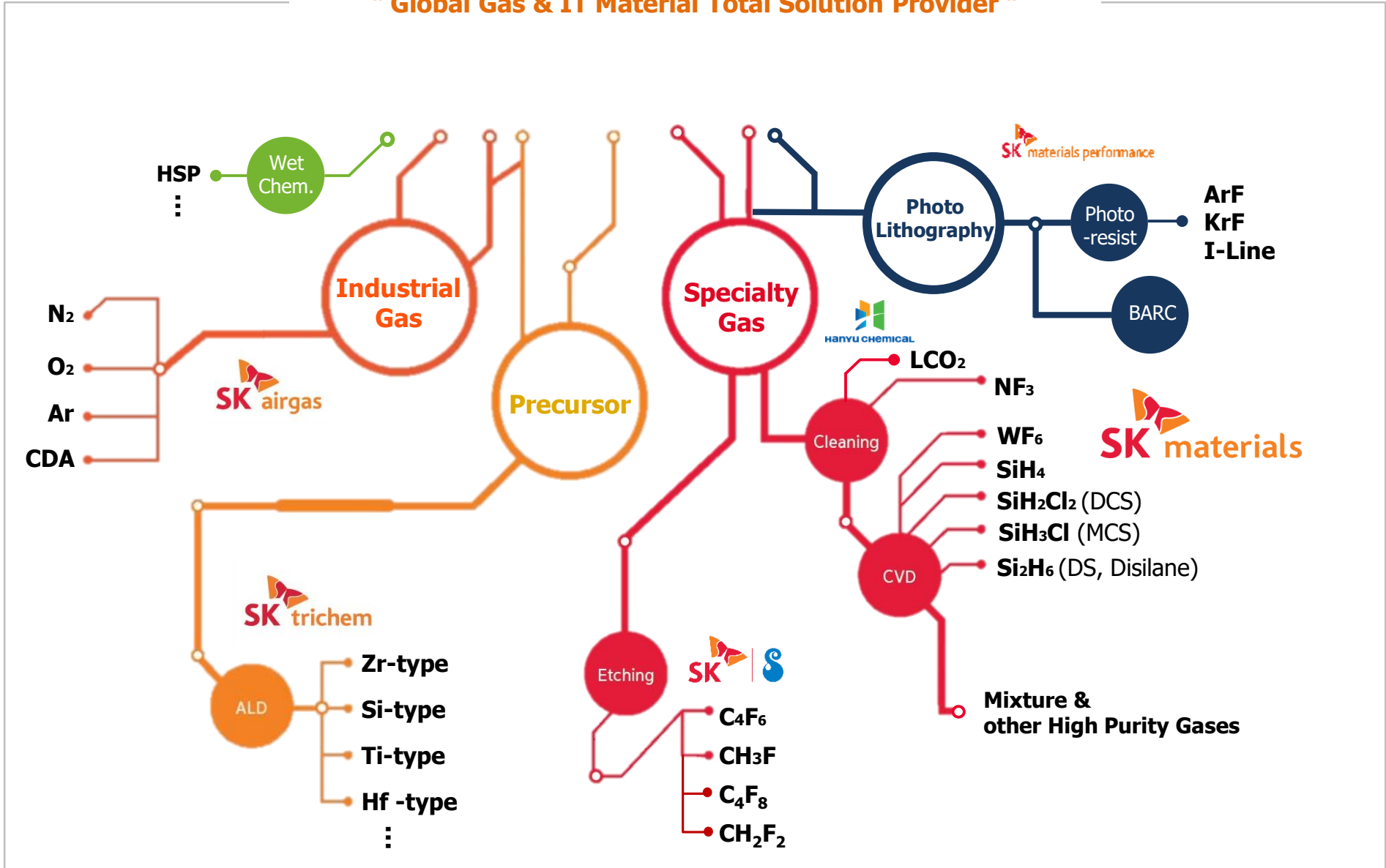
Each business category's share of revenue (2019)



* Cons. results based on K-IFRS

3. Product Portfolio

“ Global Gas & IT Material Total Solution Provider ”



4. Key Production Facilities Status

Products		Production Capacity (ton/year)		Comments
		'16.12	'20.03	
SK materials	NF3	8,600	12,100	<ul style="list-style-type: none"> Obtain the technology to increase the production through the improvement of the manufacturing process (applied to some production lines)
	WF6	600	1,500	
	Si-type	SiH4 2,000 DCS 150 Si2H6 8	2,000 800 14	
SK airgas	Industrial Gas	64,000* <small>* N2 gas (Nm3/h)</small>	201,500	<ul style="list-style-type: none"> Plan the new item supply for semiconductor in the latter half of 2020
SK trichem	Precursor		Zr-type, Si-type, Ti-type, Hf-type	<ul style="list-style-type: none"> Increase the product line-up (from 5 kinds in 2019 to 10 kinds in 2020)
SK showa denko	Etching Gas		CF-type	<ul style="list-style-type: none"> The only production facilities for CH3F in Korea Continuously increasing NAND demand
Hanyu Chemical	LCO2/ Dry Ice		400* <small>* LCO2(ton/day)</small>	<ul style="list-style-type: none"> Increasing demand of CO2 for semiconductor and the dry-ice for fresh-food
SK materials performance	Photo Resist		ArF, KrF, I-Line, BARC	<ul style="list-style-type: none"> Acquired the photo business

5. 1Q2020 Earning Results

Although the external environment was shrunken by the off-season of Q1 2020 and COVID-19, the QOQ operating profit was increased by the stable profit of special gas business, the sale increase of SK Showa Denko, and the performance of newly incorporated Hanyu Chemical.

[Consolidated Income Statement]

(unit: KRW bn)

	'20. 1Q (E)				
	'20.1Q	'19.4Q	QOQ	'19.1Q	YOY
Sales	212.3	203.0	+9.3	184.3	+28.0
Gross Profit	78.4	78.7	△3	74.2	+4.2
<i>Gross margin (%)</i>	37%	39%	△2%p	40%	△3%p
Operating Income	53.1	49.1	+4.0	54.5	△1.4
<i>OP margin (%)</i>	25%	24%	+1%p	30%	△5%p
Income before Tax	50.6	38.1	+12.5	47.4	+3.2
EBITDA	84.2	80.0	+4.2	81.7	+2.5
<i>EBITDA (%)</i>	40%	39%	+1%p	44%	△4%p
Net Income	37.4	28.6	+8.8	35.6	+1.8

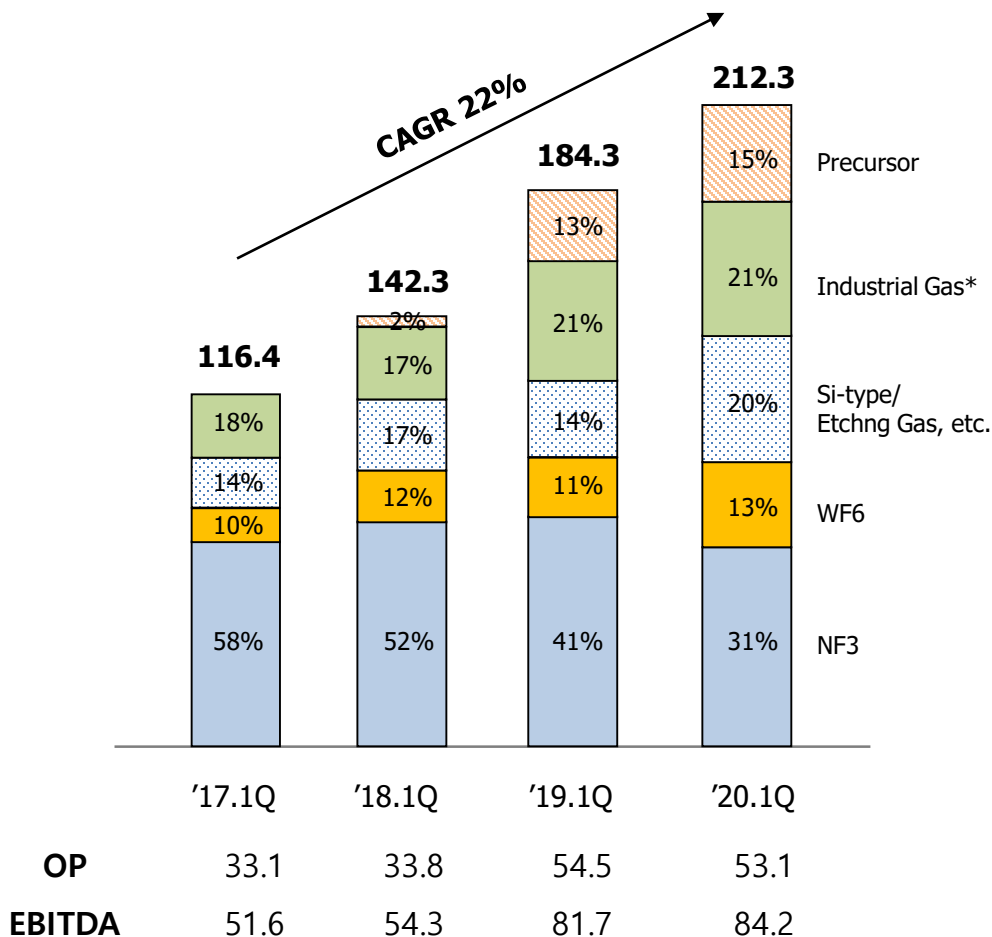
Note 1) Cons. results based on K-IFRS

2) Not externally audited yet

6. Financial Highlight

[Sales Status for each Business]

(unit: KRW bn)



* Hanyu Chemical Included

[Financial Performance]

(unit: KRW bn)

Title	2017	2018	2019	2020.03
Total Assets	1,118.0	1,398.4	1,615.8	1,869.8
Cash and Cash Equivalents	18.7	16.1	39.8	240.7
Accounts Receivable	82.6	123.4	102.3	108.6
Inventories	86.2	111.8	150.1	147.9
Tangible Assets	885.1	1,106.1	1,231.8	1,289.5
Total Liabilities	709.9	995.1	1,095.5	1,348.5
Loans Payable	531.3	846.4	895.9	1,132.7
Total Shareholders' Equity	408.1	403.3	520.3	521.3
Net Debt	512.6	830.3	856.1	892.0

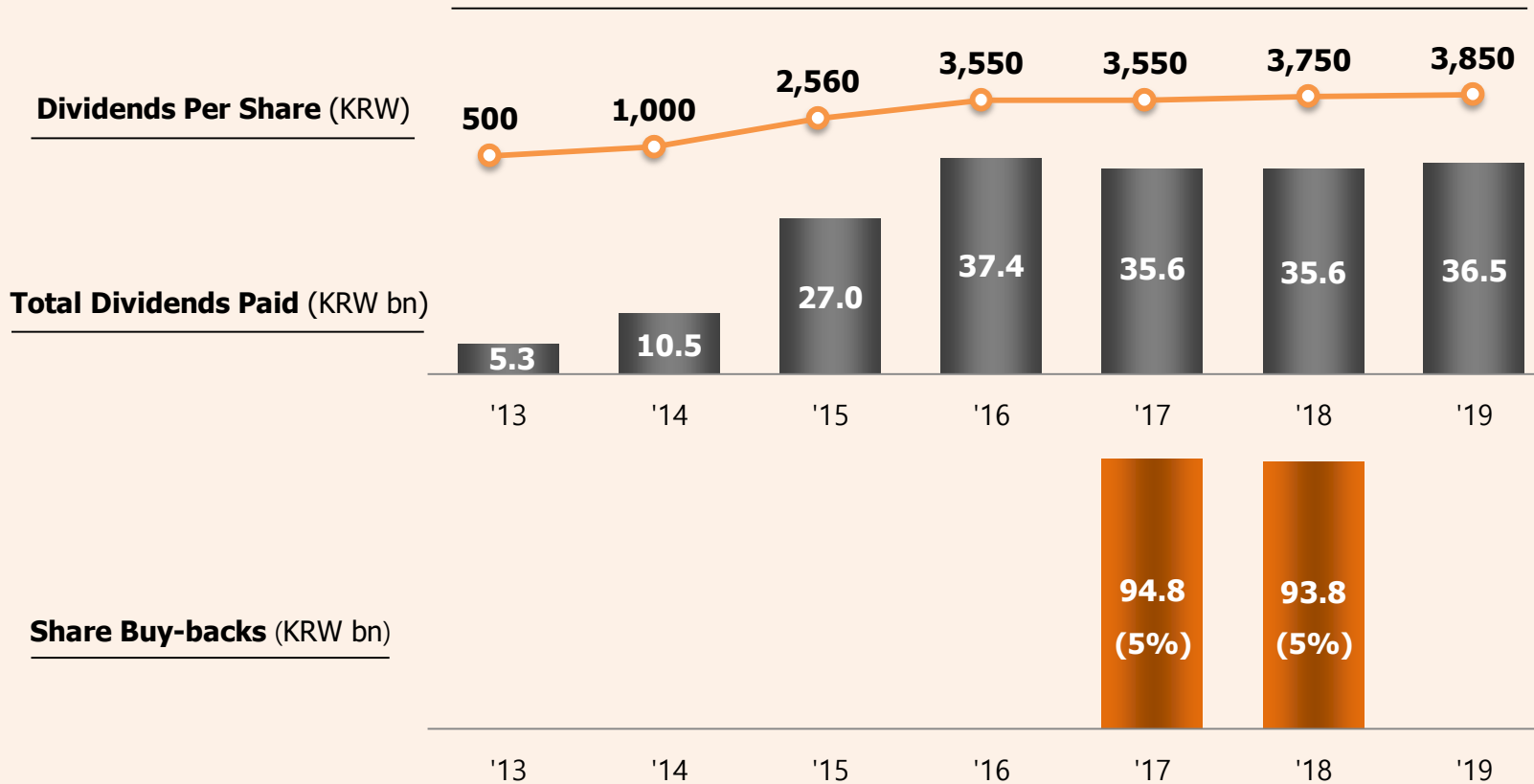
Note 1) Cons. results based on K-IFRS

2) Purchase of Treasury Stocks : KRW 1.4bn('16), 94.8bn('17), 93.8bn('18)

[Ref.] Increase in Shareholder Value

Considering shareholder value as top priority, efficient enforcement of investment and national highest level return policy on shareholders will be continued

Yearly Dividend scale



Cash Dividends Rate (%)
(Separated)

Maintaining of 40% dividend payout ratio for 2013~2019